

## Student Self-Enrollment Guide

Self-enrollment is made available approximately 6-8 weeks before the start of the coming semester in accordance with the College's Academic Schedule and is available for current students through their online student learning platform.

To assist with the process, a **step-by-step self-enrollment guide** is provided below.

This guide will walk you through logging in, selecting your program, and enrolling in your courses.

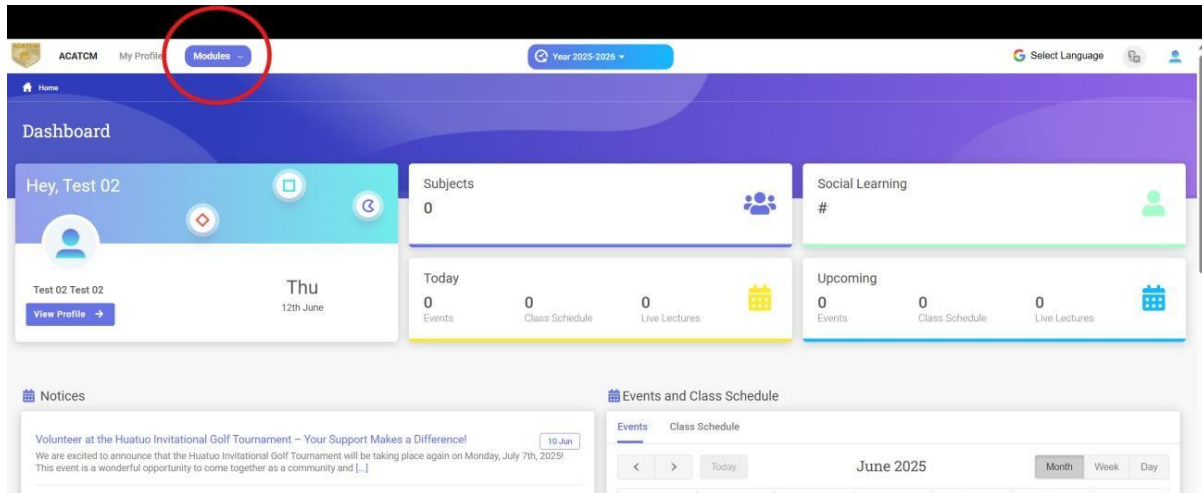
If you encounter any issues or have questions, please contact our Registrar at [registrar@acatcm.com](mailto:registrar@acatcm.com).

### Step 1: Sign In

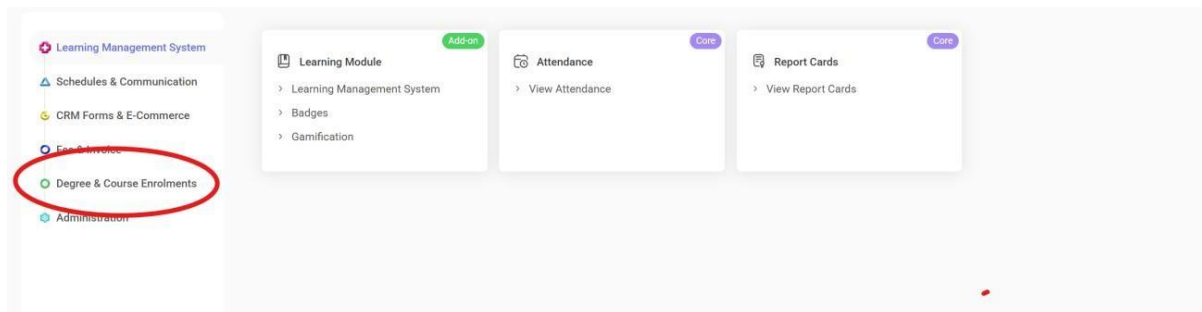


1. Go to the ACATCM Online Learning Platform: [edu.acatcm.com](http://edu.acatcm.com)
2. Click on “**Sign in as Student.**”
3. Use the **username and password** provided in your enrollment package.
  - Contact [admin@acatcm.com](mailto:admin@acatcm.com) for technical issues with credentials.

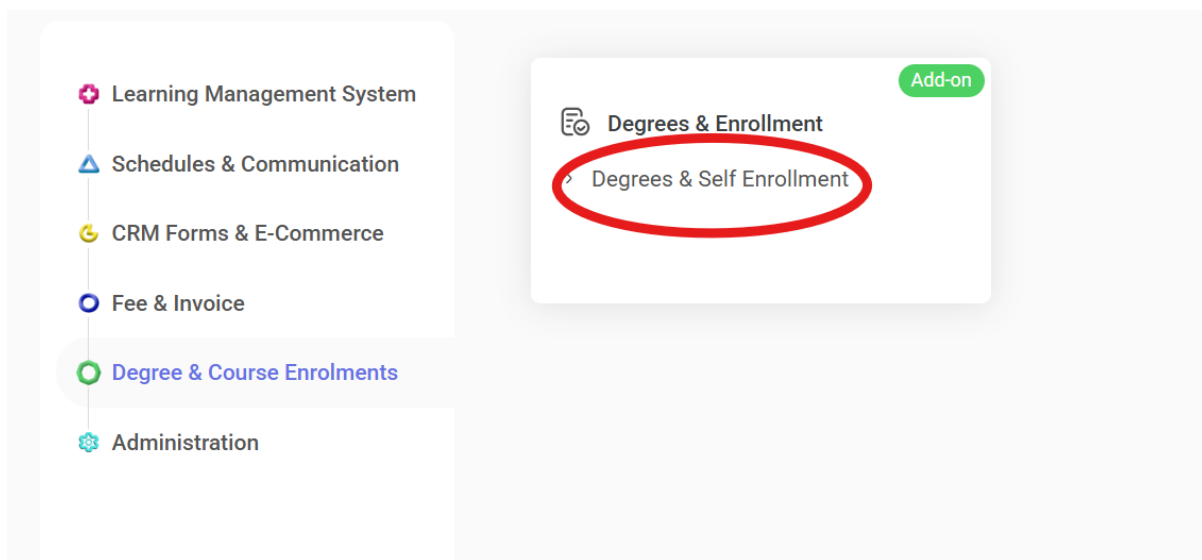
## Step 2: Access Enrollment Options



1. After logging in, hover your mouse over the **“Modules”** menu.
2. In the dropdown menu, hover over **“Degree & Course Enrollment.”**

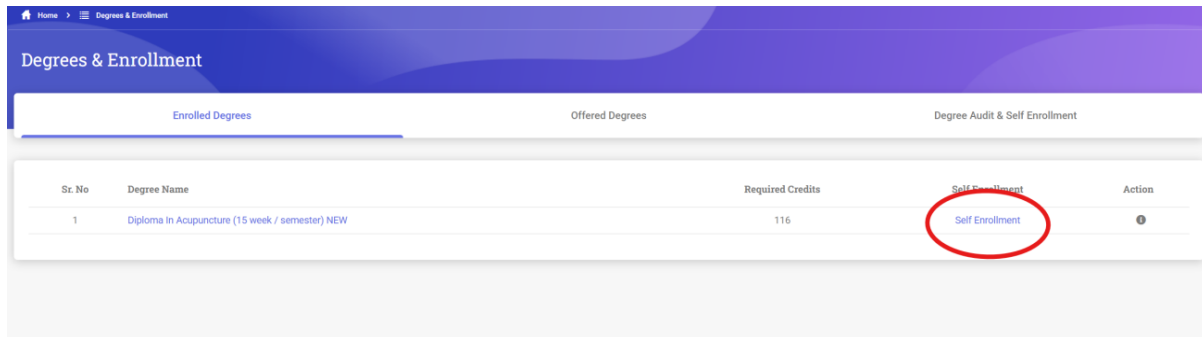


3. Click on **“Degrees & Self Enrollment.”**



### Step 3: Select Your Program

1. Select the program in which you have been registered in.
2. Click the **“Self Enrollment”** link next to your program.



### Step 4: Choose Your Classes

1. A list of available classes will appear (note: classes requiring prerequisites may not be shown).

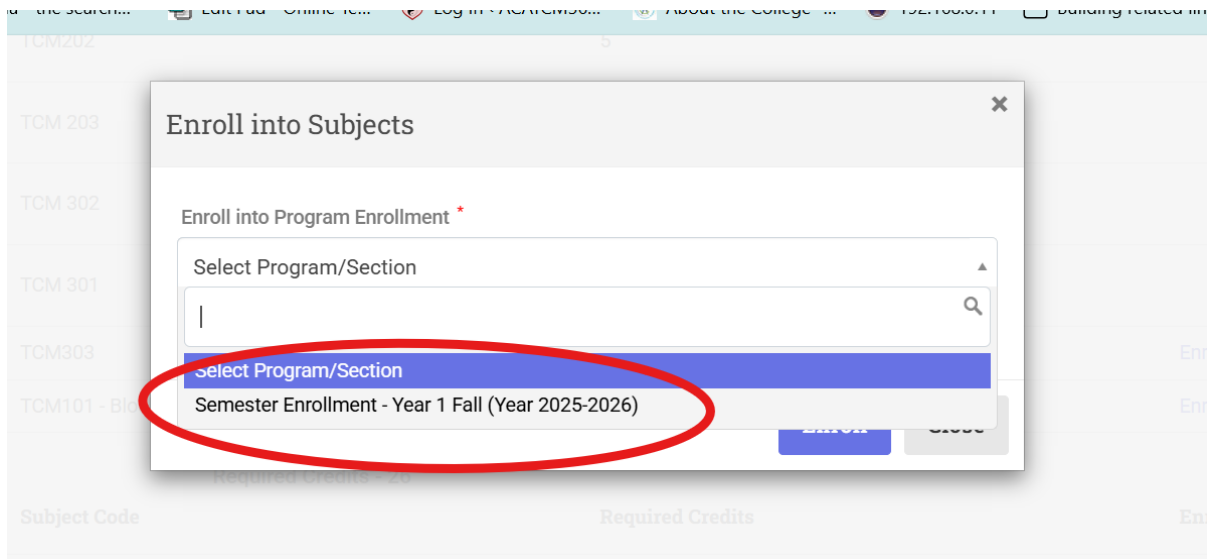
Biomedical		Required Credits - 26		Enrollment Status
Subject Name	Subject Code		Required Credits	
Human Anatomy	BIO101		5	<a href="#">Enroll</a>
Human Physiology	BIO102		5	<a href="#">Enroll</a>
Biochemistry	BIO103A		3	<a href="#">Enroll</a>
Microbiology	BIO103B		2	<a href="#">Enroll</a>
Pathology	BIO104A		3	<a href="#">Enroll</a>
Pharmacology	BIO104B		2	<a href="#">Enroll</a>
Western Medical Science	BIO301		6	<a href="#">Enroll</a>
Spring 2024 Biochemistry	BIO103A		2.5	<a href="#">Enroll</a>

2. Refer to the **current class schedule for the upcoming semester** to enroll in available courses for that semester. The class schedule can be found on the College website under “Current Students” (acatcm.com).

- Example: *Human Anatomy*

### Step 5: Enroll in Classes

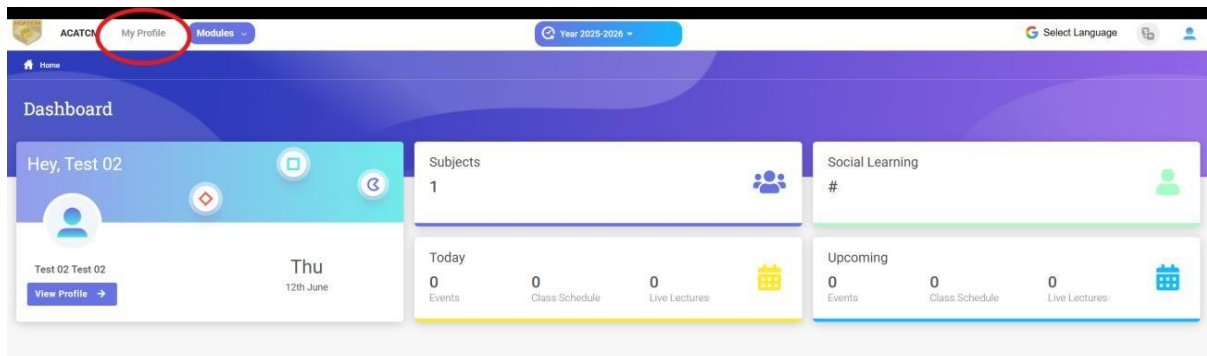
1. Select the corresponding **year and semester** for which you are enrolling.
  - Example: *Semester Enrollment Year 1 Fall (2025–2026)*
  - Example: *Semester Enrollment Year 2 Spring (2025-2026)*



2. Click the **“Enroll”** button.
3. The **status** of the class will appear on the right-hand side.

Biomedical Subject Name	Subject Code	Required Credits - 26	Required Credits	Enrollment Status
Human Anatomy	BIO101		5	Not Set
Human Physiology	BIO102		5	Enroll
Biochemistry	BIO103A		3	Enroll
Microbiology	BIO103B		2	Enroll
Pathology	BIO104A		3	Enroll
Pharmacology	BIO104B		2	Enroll
Western Medical Science	BIO301		6	Enroll
Spring 2024 Biochemistry	BIO103A		2.5	Enroll

## Step 6: Confirm Enrollment



1. Go to your **Profile** by clicking the **“Profile”** button on the homepage.
2. Select the **“Enrollment”** tab.

Home > View Profile

Test 02 Test 02

Edit Profile Attachments

View Profile **Enrollment** Activities Attendance Report Cards Degree Audit Invoices Health Records ID cards

**Academic Details**  
INITIAL APPLICATION FOR ADMISSION YEAR: Today!  
ADMISSION NO: Today!  
ALBERTA STUDENT NUMBER:  
PROGRAM:

**Personal Information**  
FIRST NAME: Test 02  
LAST NAME: Test 02  
GENDER:  
DATE OF BIRTH: 2022-08-18  
AGE: 2 Years & 9 Months  
SCHOOL EMAIL: dr.kyle.picard@acatcm.com  
HOME PHONE NUMBER:  
MOBILE PHONE NUMBER:  
NATIVE LANGUAGE:  
BLOOD GROUP:

**Address Detail**  
ADDRESS:  
CITY:  
PROVINCE:  
COUNTRY:  
POSTAL CODE:

**Emergency Contact**  
EMERGENCY CONTACT NAME:

**Skills & Social Details**  
PROFILE SUMMARY:  
SKILLS: cycling  
FACEBOOK LINK:  
LINKEDIN PROFILE LINK:

Badges

Year 2025-2026  
Semester Enrollment - Year 1 Fall In Progress Enrollment Start Date: Not Set Enrollment End Date: Not Set

CORE SUBJECTS

COURSE OR FLEXI CORE SUBJECTS

Name	Status	Enrollment Start Date	Enrollment End Date
Human Anatomy (Course List - Biomedical Courses) <span>Course</span>	Not Set	Not Set	Not Set ✓

You should now see your enrolled classes listed under the correct semester.